

BE PREPARED FOR AN EMERGENCY:

Be Informed



GOAL: Make sure everyone in your household can receive, understand, and act on information received in an emergency.

CHOOSE ONE OF THESE THINGS TO DO TO BE READY FOR AN EMERGENCY



Know what to do when you get an emergency warning.



Get a NOAA Emergency Alert Radio (also called a weather radio).



Make sure everyone in your family can get emergency information.

do 1 thing

DO1THING.COM

THE MISSION OF DO 1 THING IS TO MOVE INDIVIDUALS, FAMILIES, BUSINESSES AND COMMUNITIES TO PREPARE FOR ALL HAZARDS AND BECOME DISASTER RESILIENT



Know what to do when you get an emergency warning.

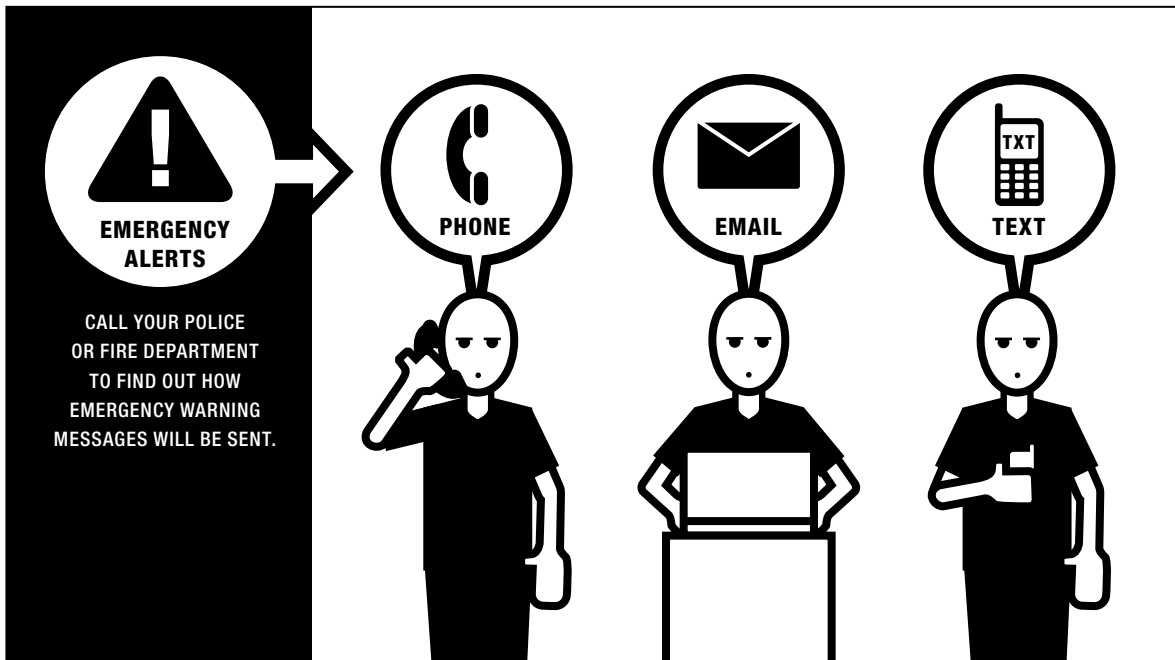
1

WARNING SIRENS



2


OTHER WAYS TO GET THE MESSAGE



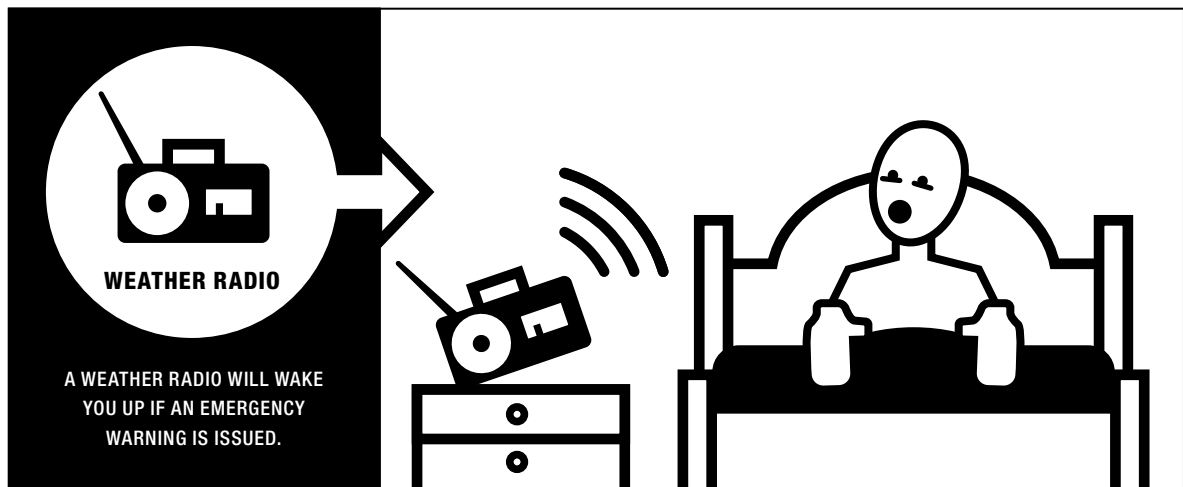


GET A NOAA EMERGENCY ALERT RADIO (ALSO CALLED A WEATHER RADIO).

1 WEATHER CAN CHANGE QUICKLY




2 GET A WEATHER RADIO



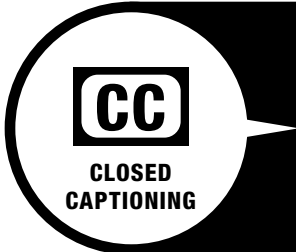


Make sure everyone in your family can get emergency information.

1 INFORMATION YOU UNDERSTAND MIGHT BE HARD TO FIND



THERE MAY BE WORDS OR PICTURES ON THE TV SCREEN THAT AREN'T SAID OUT LOUD. IF YOU ARE BLIND OR HAVE LOW VISION IT MIGHT BE HARD TO UNDERSTAND.



THERE MIGHT NOT BE CLOSE CAPTIONING.

WORDS ON THE TV SCREEN MIGHT BE HARD TO READ OR MIGHT MOVE TOO FAST.



MESSAGES MIGHT COME FROM A COMPUTER OR OVER A LOUD SPEAKER. THEY MIGHT BE HARD TO UNDERSTAND IF YOU ARE HARD OF HEARING OR IF YOU DON'T SPEAK ENGLISH WELL.

2 HAVE SOMEONE TO HELP WITH COMMUNICATION



MAKE SURE YOU HAVE A FRIEND OR FAMILY MEMBER WHO CAN HELP YOU UNDERSTAND WHAT PEOPLE ARE SAYING ABOUT THE EMERGENCY.

